


# Mitchell Paddles





# Whitewater Canoe Paddles


**The Mitchell Premier Paddle** is produced with a curved or standard blade and is designed for the dedicated slalom racer and serious whitewater cruiser. This paddle is standard equipment for racers of all levels for its balance, feel, and responsiveness. The shaft is either wooden (an ash-spruce-ash lamination) or carbon fiber. The 8" by 19" blade is laminated cedar and spruce reinforced with a layer of carbon or fiberglass bonded with the WEST System epoxy resin. The edges of the blade are fiberglass rope for superb abrasion protection. The tip is internal metal and the handle is a shaped T-grip (standard), or may be ordered with a wooden dowel grip. Paddles can be sized by request or sent at 63" long with the handle unattached.



**The Mitchell Open Boat Whitewater Paddle** is designed for open boat whitewater paddling. This paddle is for paddlers who want the feel and balance of wood without all the features of the more expensive paddles. The shaft is laminated with ash, walnut, and spruce. The blade is cedar, walnut, and pine with an outer lamination of hardwood and covered with fiberglass bonded with the WEST System epoxy resin. The blade is 7 1/4" wide and 19" long and is protected by an internal metal tip. The handle is a shaped T-grip and the stock sizes are 54", 57", 60", and 63".

# Bentshaft Canoe Paddles

**The Mitchell Bent Shaft Leader** is a strong yet lightweight paddle designed for marathon racing as well as high speed cruising. The unusual appearance, the balance, and feel in the water makes that a 'mus' paddl for the serious canoeist. The oval shaft, available in single (15°) or double (8° top and 15° bottom) bend, is constructed with four laminations made of ash and cedar. The curved blade is carbon supported by a cedar core. The blade is 9" wide and 19" long. The handle is an asymmetric palm grip and in integral part of the shaft. Stock lengths are 48", 50", 52", and 54".



**The Mitchell Bent Shaft Pacer** is a strong yet lightweight paddle designed for marathon racing as well as high speed cruising. Paddlers wanting a bent shaft paddle will soon find this the favorite in their collection. The five laminate shaft is constructed from ash, walnut and maple in angles of 8° or 15°. The blade is laminated cedar with an outer edge of spruce, and covered with a layer of fiberglass bonded with the WEST System epoxy resin. The blade is 1 1/2" wide and 19" long and protected with an internal polyurethane tip. The handle is an asymmetric palm grip and in integral part of the shaft. The stock lengths are 48", 50", 52", and 54".


**The Mitchell Bent Shaft Cruiser** is designed for day and duration cruising. This paddle is a good choice for economy minded bent shaft users. The shaft is constructed of solid spruce and maple in angles of 8° or 15°. The blade is laminated with butternut, basswood, and maple. The blade is 8" wide and 19" long and is protected with an internal polyurethane tip. The handle is an asymmetric palm grip and in integral part of the shaft. Stock lengths are 48", 50", 52", and 54".



**The Mitchell Outrigger/Speed Blade Paddle** is for outrigger canoe racing. Choose the outrigger paddle if you like a big blade and the speed blade if you like a high stroke rate, but find the bigger blade to much. The shaft is laminated with basswood and ash and is available in a single (15°) or double (8° top and 15° bottom) bend. The blade is laminated cedar and spruce all covered with fiberglass bonded with the WEST System epoxy resin, and is 9" wide and 20 1/2" long for the outrigger shape and 9" wide and 18 1/2" long for the speed blade. It has either a curved powerface or a flat powerface with or without a walnut hooked tip. The handle is usually an asymmetric palm grip, but can be ordered with a stubby T-grip. Lengths are available from 48".

# Touring Canoe Paddles

The **Mitchell Surreal Paddle** is developed for the serious flat water paddler by combining the feel of a wooden shaft with the balance of a composite blade. The unusual appearance and responsiveness in the water make this paddle the first choice for many. The oval shaft is four lamination of cedar and ash. The blade is laminated cedar with a carbon covering bonded with the WEST System epoxy resin. The blades are 8 1/4" wide and 20 1/2" long. The grip is a modified palm and the paddle is available in sizes from 52" to 62".



The **Mitchell Touring Special** is for open boat flatwater paddling and tripping on lakes, rivers, and ponds. The choice for discerning paddlers who want a paddle with a solid feel in the water at a weight to be used all day. The shaft is laminated basswood with a walnut center strip. The laminated blade is butternut and basswood with hardwood edging strips covered with a layer of fiberglass bonded with the WEST System epoxy resin. The blade is 8 1/4" wide and 20 1/2" long with an internal polyurethane tip covered with a hardwood veneer. The laminated handel is a modified T- grip designed for comfort and control. Lengths are available from 51".



The **Mitchell Seneca Paddle** is designed for distance paddling on flat water. This paddle has the feel of the touring special without the price the extra features carry. The shaft is laminated basswood and ash. The blade is mostly cedar with a hardwood edge covered with a layer of fiberglass bonded with the WEST System epoxy resin. The blades are 7 3/4" wide and 19 1/2" long with an internal polyurethane tip covered with a walnut veneer. The grip is a modified palm and the paddle is available in 51", 54", 57", 60", and 63".



The **Mitchell Northstar Paddle** is a touring canoe paddle for open boat paddling on lakes, rivers, and streams. This paddle has a good solid feel in the water. The shaft is solid spruce and the blade is laminated basswood, maple, and beech with walnut veneers for accent. The blades are 7" wide and 20" long and protected with a polyurethane tip covered with walnut veneers. The handle is a palm grip and an integral part of the shaft. The stock sizes are 54", 57", 60", and 63".



The **Mitchell Saco Paddle** is a touring canoe paddle for open boat paddling on lakes, rivers and streams. This is an economy paddle with the solid construction for which the Mitchell name is known. The shaft is solid spruce and the blade is laminated basswood, maple, and beach. The blades are 7" wide and 20" long and protected with an internal hardwood tip covered with a veneer. The handle is a palm grip and an integral part of the shaft. The stock sizes are 54", 57", 60", and 63".



## Handle Shapes

